

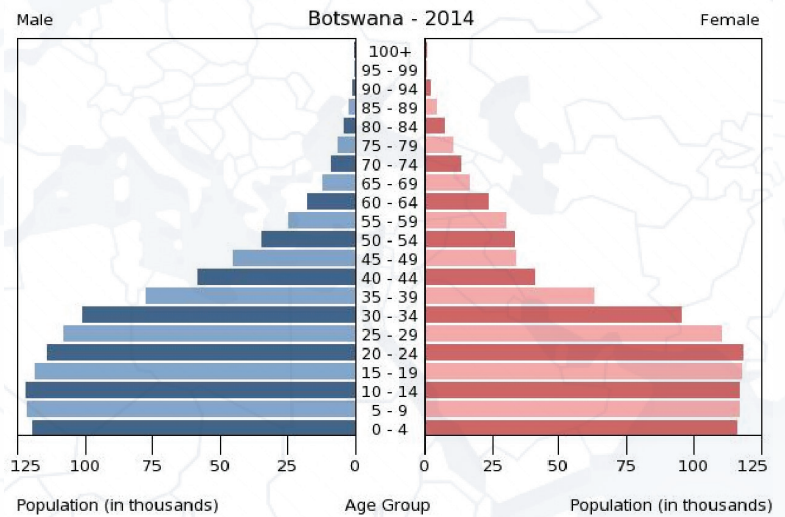


# BOTSWANA: ECD PROFILE

## FAST FACTS

- Total population: 2,588,423<sup>2021</sup>
- GDP growth rate: 11.4%<sup>2021</sup>
- 14.5% of the population live under the poverty line (1.90 USD).<sup>2021</sup>
- Life expectancy at birth: 61 Yrs.<sup>2022</sup>
- Female adult literacy rate: 87.5%\*<sup>2013</sup>
- Capital city: Gaborone

### Population Pyramid



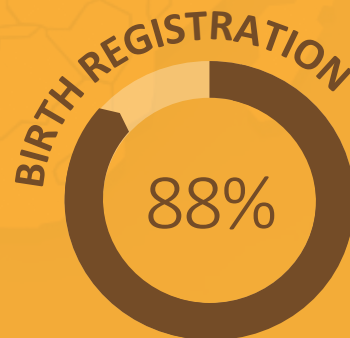
Data source: CIA World Factbook 2016

## CHILD PROTECTION

Birth registration: Disparities by household Wealth (2000-2017)



KEY



(2021)

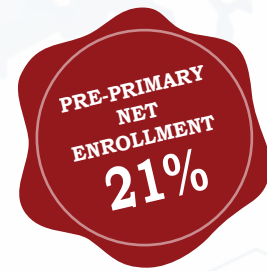
NUMBER OF ORPHANED CHILDREN

100,000

# EARLY LEARNING

**NATIONAL?**  
PARENTING PROGRAMME

**NO**

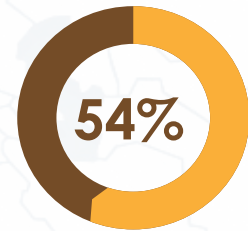


(2015)

**PUPIL  
TEACHER  
RATIO** **19:1**

(2014)

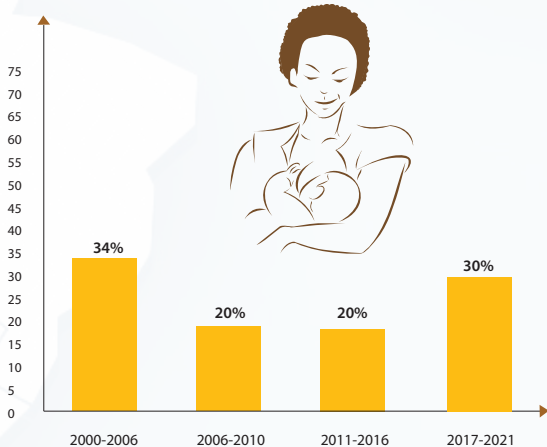
Trained  
**ECD**  
Teachers




(2014)

# CHILD & MATERNAL NUTRITION

Nutrition: Exclusive Breast feeding under 6 Months (1990-2016)



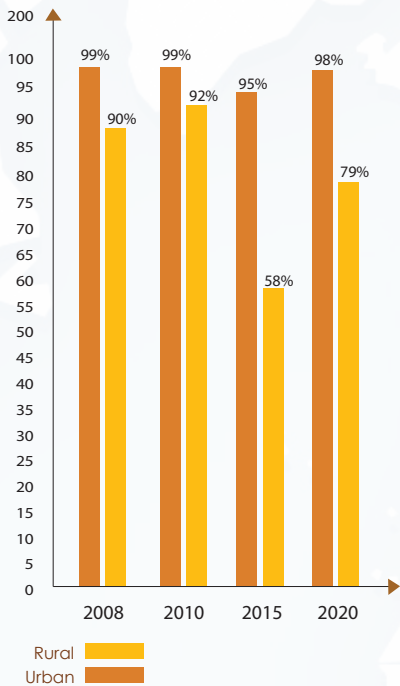
Stunting Prevalence



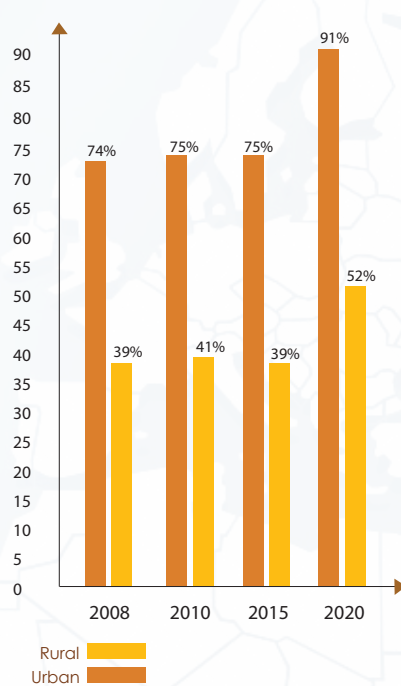
(Stunted Children = Stunted Economies) (2020)

# CHILD & MATERNAL HEALTH

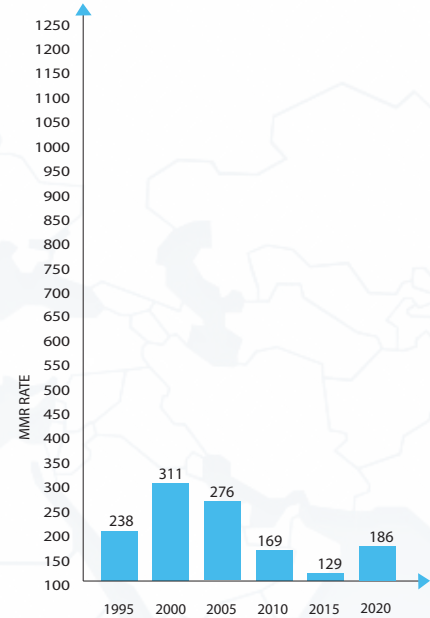
Use of basic drinking water services



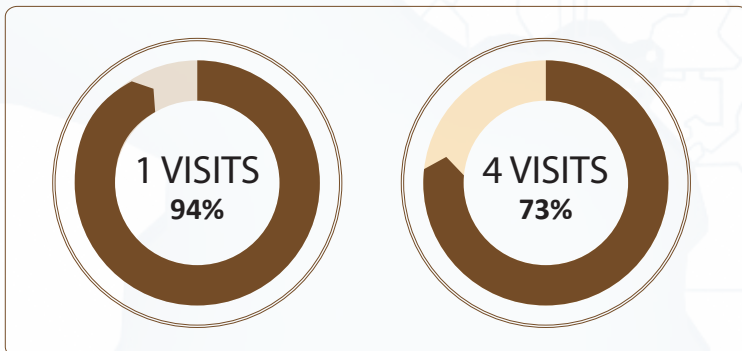
Use of basic sanitation services



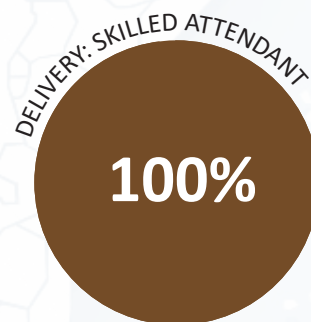
Maternal mortality ratio (reported 1995 - 2020)  
Maternal Deaths per 100,000 live births



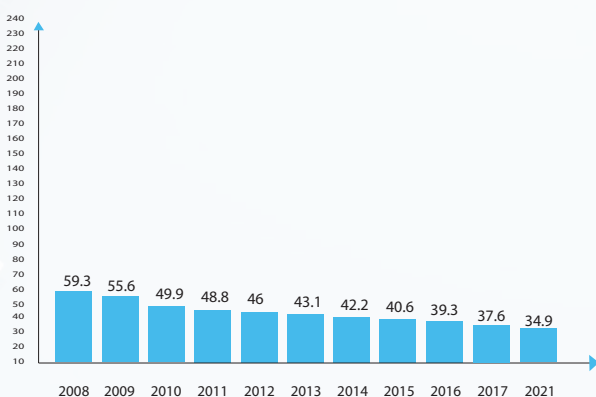
Antenatal Care Visits (2021)




Maternal health: Delivery Care (2021)



Under five mortality rate (2008 - 2021)



Health Seeking Behaviour



Data source: SOWC 2021