

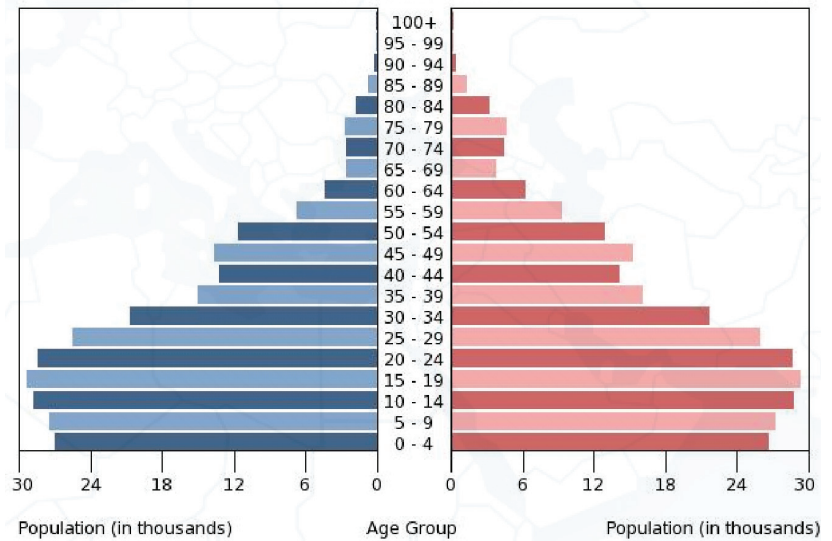


# CAPE VERDE: ECD PROFILE

## FAST FACTS

- Total population: 587,925  
2021
- GDP growth rate: 7.0%  
2021
- of the population live under the poverty line (1.90 USD).
- Life expectancy at birth: 74 Yrs.  
2022
- Female adult literacy rate: 87.4%\*  
2021
- Capital city: Praia

Population Pyramid



Data source: CIA World Factbook 2016

## CHILD PROTECTION

Birth registration: Disparities by household Wealth (2000-2016)

2000 - 2010  
NO DATA

2010 - 2016  
NO DATA

KEY



(2021)

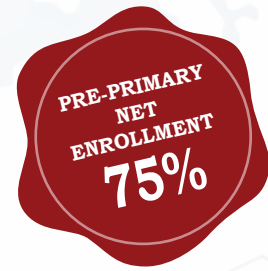
NUMBER OF ORPHANED CHILDREN

NO DATA

# EARLY LEARNING

**NATIONAL?**  
PARENTING PROGRAMME

**NO**

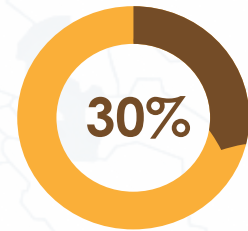


(2019)

**PUPIL  
TEACHER  
RATIO** **16:1**

(2018)

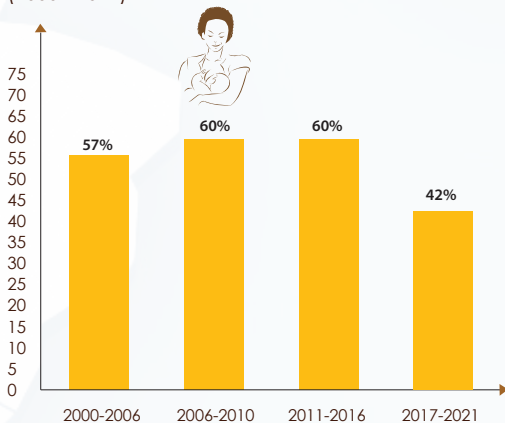
**Trained  
ECD  
Teachers**



(2019)

# CHILD & MATERNAL NUTRITION

Nutrition: Exclusive Breast feeding under 6 Months (2000 - 2021)



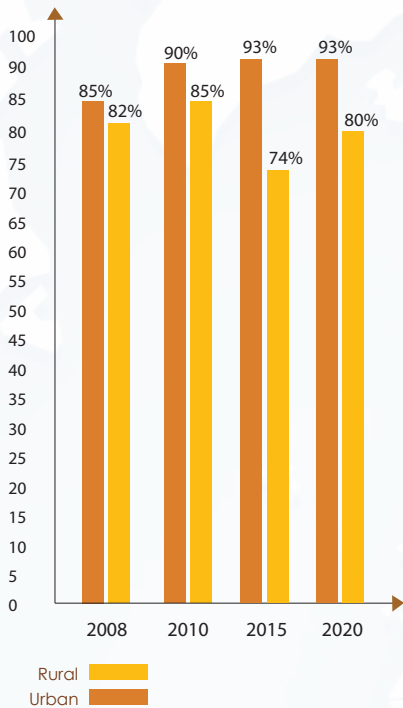
Stunting Prevalence



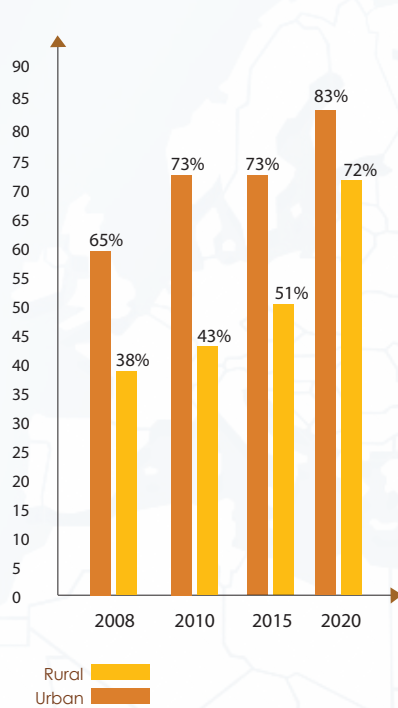
(Stunted Children = Stunted Economies) (2020)

# CHILD & MATERNAL HEALTH

Use of basic drinking water services

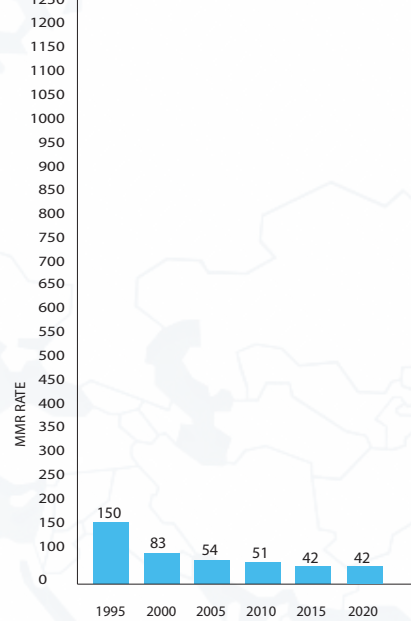


Use of basic sanitation services

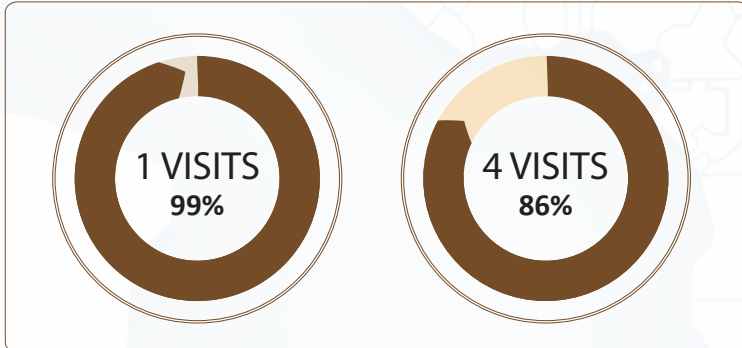


Maternal mortality ratio (reported 1995-2020)

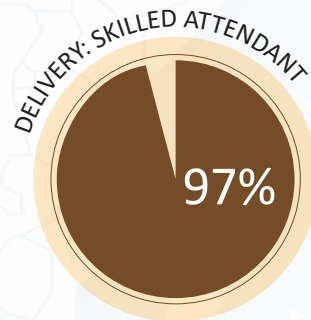
Maternal Deaths per 100,000 live births



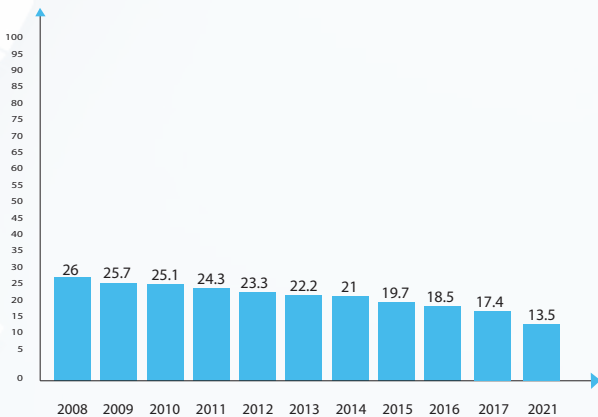
Antenatal Care Visits (2011-2016)



Maternal health: Delivery Care (2013 - 2016)



Under five mortality rate (1990-2017)



Health Seeking Behaviour 2011-2016

NO DATA Diarrhea (Treatment with oral rehydration salts)

NO DATA Malaria (Care seeking for children with fever)

NO DATA Pneumonia (Care seeking for children with symptoms of pneumonia)