

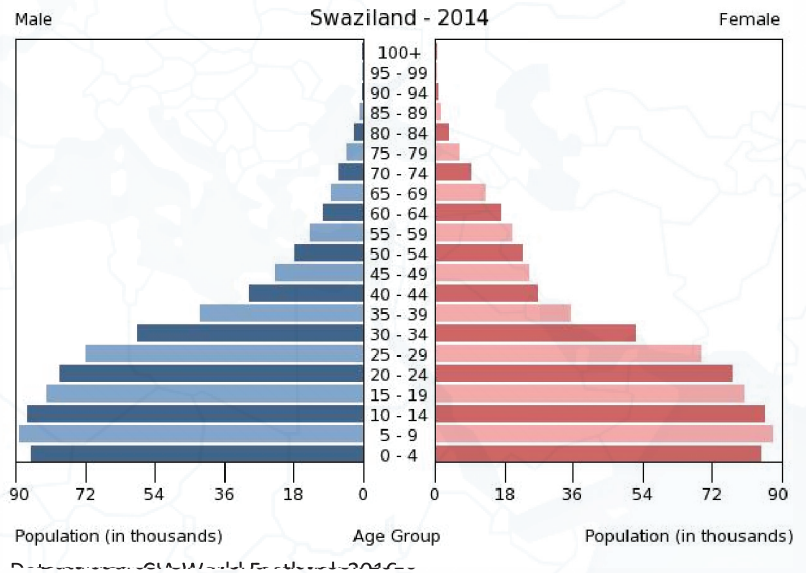


# ESWATINI: ECD PROFILE

## FAST FACTS

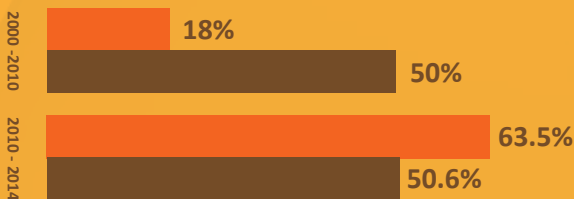
- Total population: 1,192,271<sup>2021</sup>
- GDP growth rate: 7.9%<sup>2021</sup>
- 29.2% of the population live under the poverty line (1.90 USD).<sup>2021</sup>
- Life expectancy at birth: 57 Yrs.<sup>2022</sup>
- Female adult literacy rate: 89.5%\*<sup>2021</sup>
- Capital city: Lobamba

### Population Pyramid



## CHILD PROTECTION

Birth registration: Disparities by household Wealth (2000-2014)



### BIRTH REGISTRATION

54%

(2021)

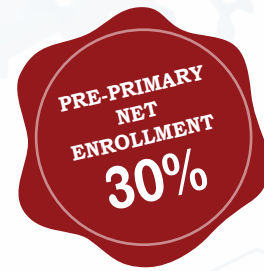
NUMBER OF ORPHANED CHILDREN

76,000

# EARLY LEARNING

**NATIONAL?**  
PARENTING PROGRAMME

**NO**

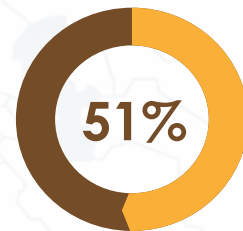


(2014)

**PUPIL  
TEACHER  
RATIO** **12:1**

(2011)

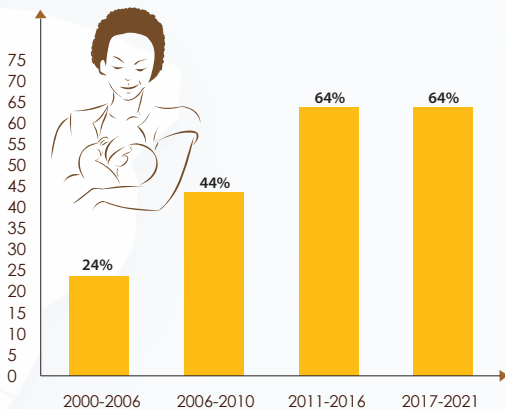
**Trained  
ECD  
Teachers**



(2011)

# CHILD & MATERNAL NUTRITION

Nutrition: Exclusive Breast feeding under 6 Months (2000 - 2021)



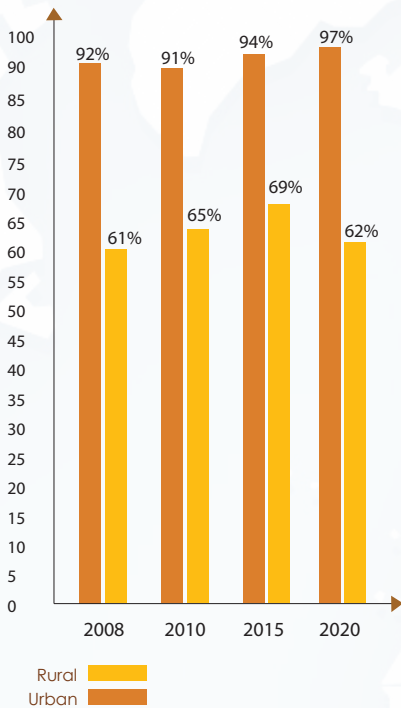
Stunting Prevalence



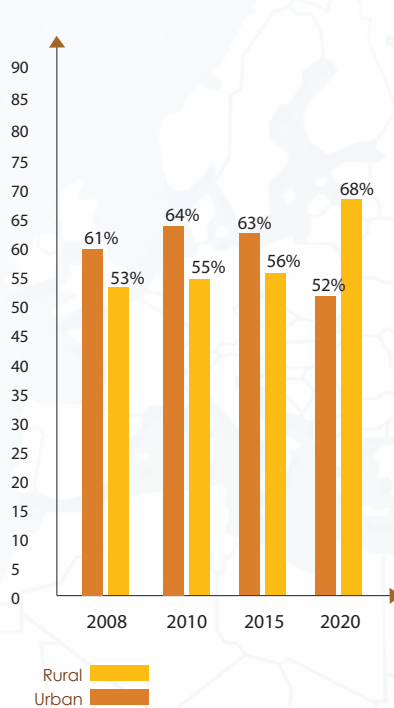
(Stunted Children = Stunted Economies) (2020)

# CHILD & MATERNAL HEALTH

Use of basic drinking water services

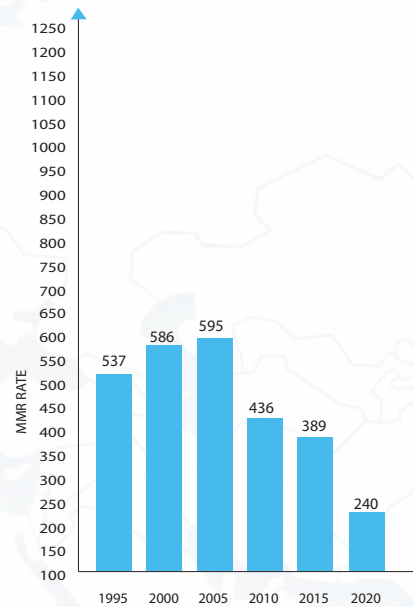


Use of basic sanitation services

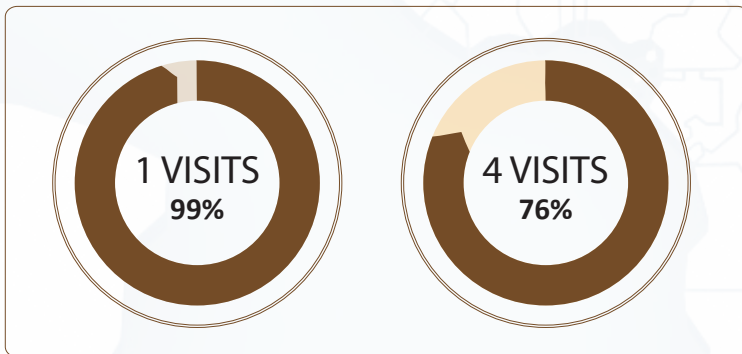


Maternal mortality ratio (reported 1995 - 2020)

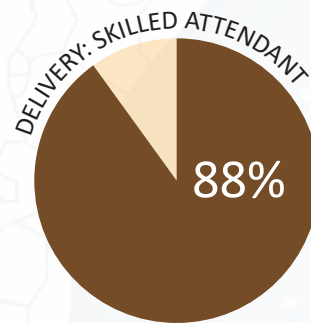
Maternal Deaths per 100,000 live births



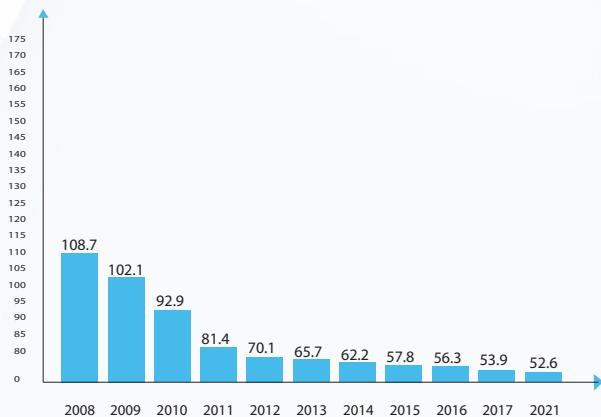
Antenatal Care Visits (2021)



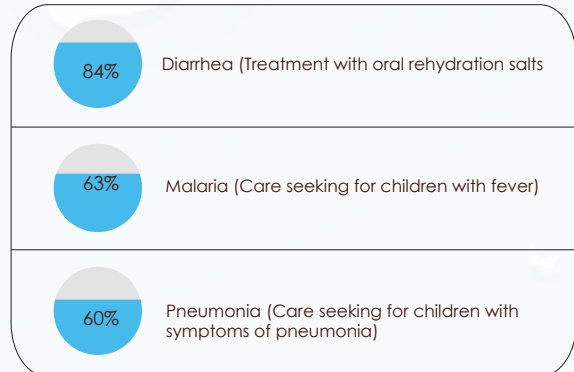
Maternal health: Delivery Care (2021)



Under five mortality rate (2008 - 2021)



Health Seeking Behaviour



Data source: SOWC 2021