

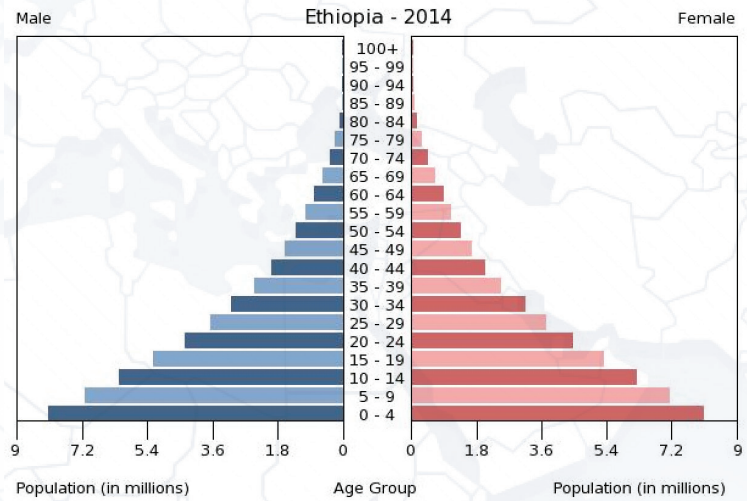


ETHIOPIA: ECD PROFILE

FAST FACTS

- Total population: 120,283,026 2021
- GDP growth rate: 5.6% 2021
- 30.8% of the population live under the poverty line (1.90 USD). 2021
- Life expectancy at birth: 65 Yrs. 2022
- Female adult literacy rate: 44.4%* 2018
- Capital city: Addis Ababa

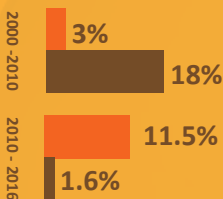
Population Pyramid



Data source: CIA World Factbook 2016

CHILD PROTECTION

Birth registration: Disparities by household Wealth (2000-2016)



KEY



BIRTH REGISTRATION

3%

(2021)

NUMBER OF ORPHANED CHILDREN

3,160,000

EARLY LEARNING

NATIONAL?
PARENTING PROGRAMME

NO

PRE-PRIMARY
NET
ENROLLMENT
30%

(2021)

**PUPIL
TEACHER
RATIO** **27:1**

(2011)

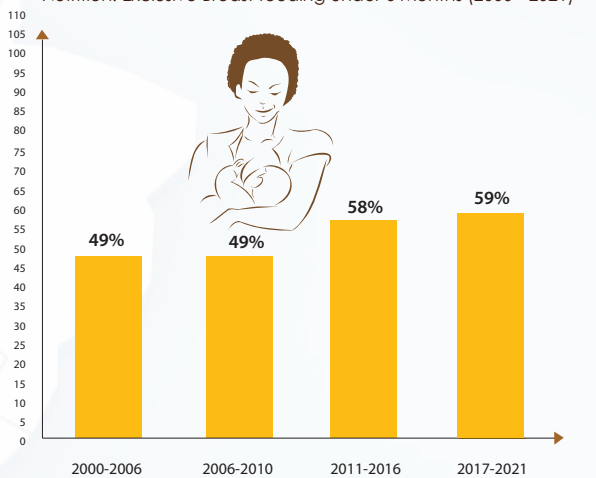
Trained
ECD
Teachers



NO DATA

CHILD & MATERNAL NUTRITION

Nutrition: Exclusive Breast feeding under 6 Months (2000 - 2021)



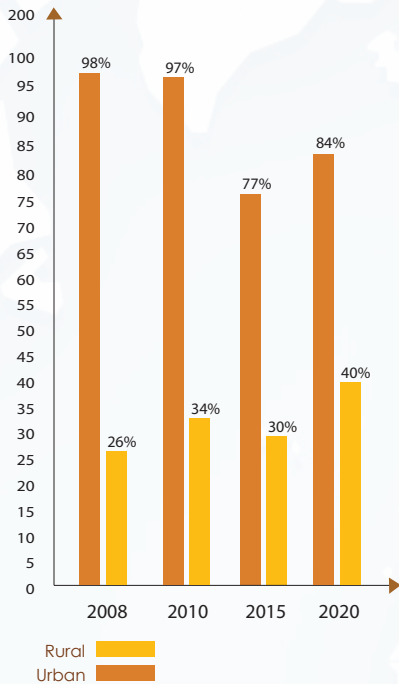
Stunting Prevalence



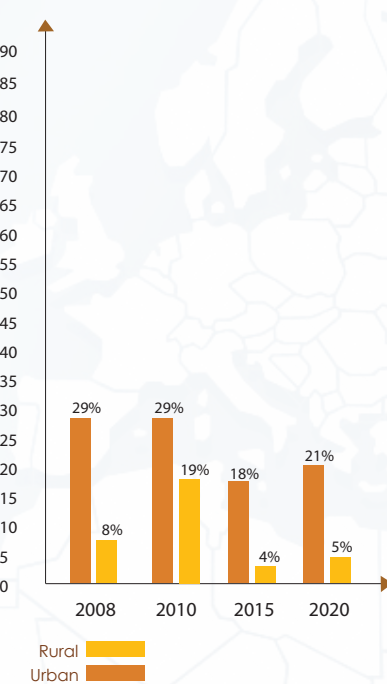
(Stunted Children = Stunted Economies) (2020)

CHILD & MATERNAL HEALTH

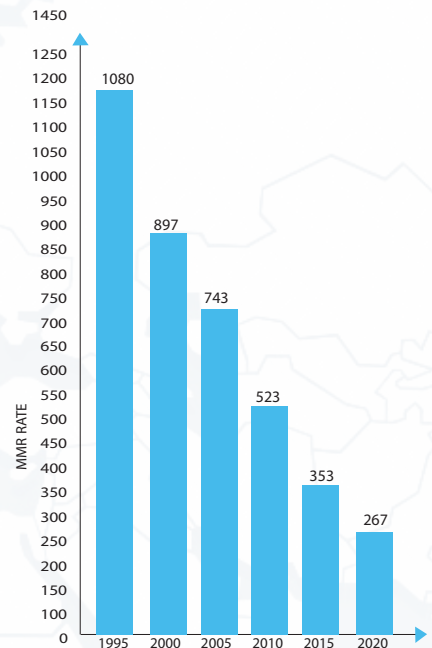
Use of basic drinking water services



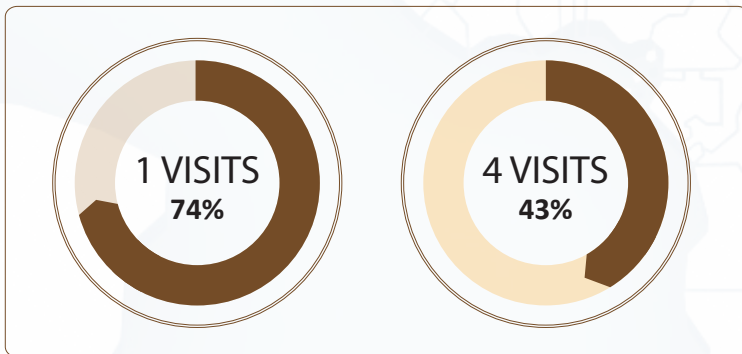
Use of basic sanitation services



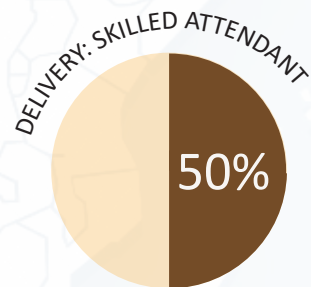
Maternal mortality ratio (reported 1995 - 2020)
Maternal Deaths per 100,000 live births



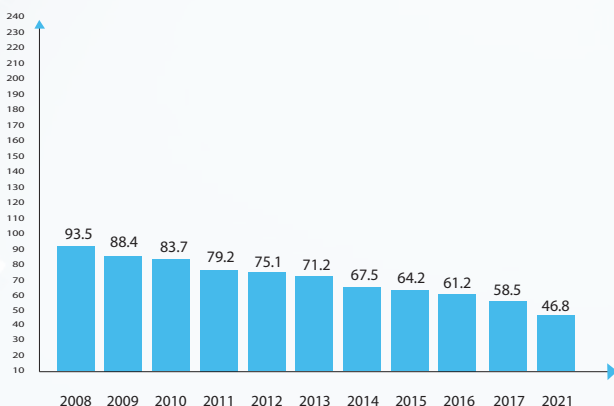
Antenatal Care Visits (2021)




Maternal health: Delivery Care (2021)



Under five mortality rate (2008 - 2021)



Health Seeking Behaviour



Data source: SOWC 2021