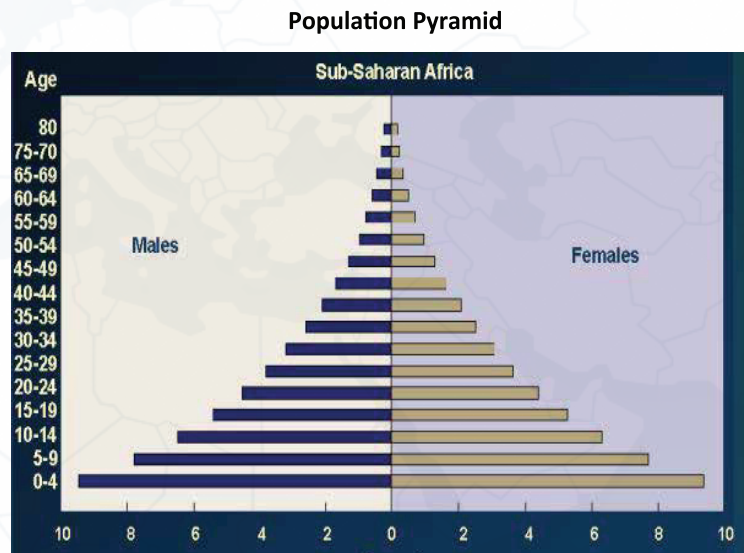




SUB SAHARAN ECD PROFILE

FAST FACTS

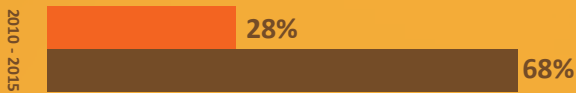
- Total population: 1,181,162,739²⁰²¹
- GDP growth rate: 4.2%²⁰²¹
- 41.1% of the population live under the poverty line (1.90 USD).²⁰²¹
- Life expectancy at birth: 60 Yrs.²⁰²²
- Female adult literacy rate: 60.9%*²⁰²⁰
- Capital city:



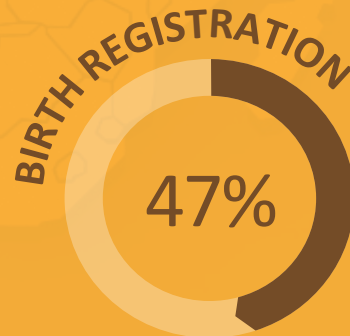
Data source: CIA World Factbook 2016

CHILD PROTECTION

Birth registration: Disparities by household Wealth (2010 - 2015)



KEY



(2021)

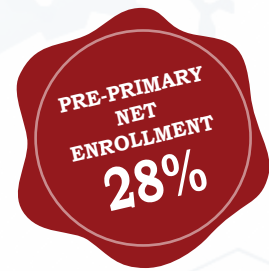
NUMBER OF ORPHANED CHILDREN

46,600,000

EARLY LEARNING

NATIONAL?
PARENTING PROGRAMME

NO

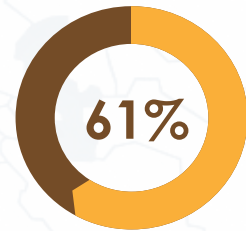


(2020)

**PUPIL
TEACHER
RATIO** **30:1**

(2016)

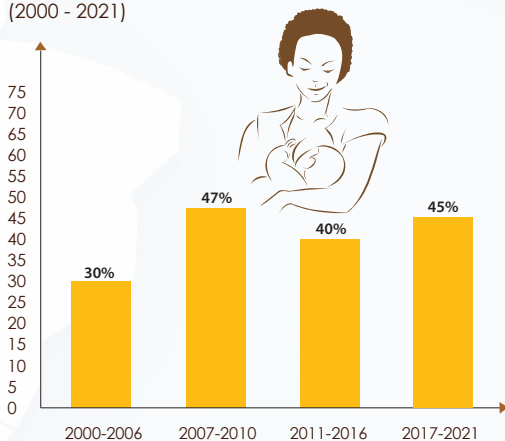
**Trained
ECD
Teachers**



(2020)

CHILD & MATERNAL NUTRITION

Nutrition: Exclusive Breast feeding under 6 Months (2000 - 2021)



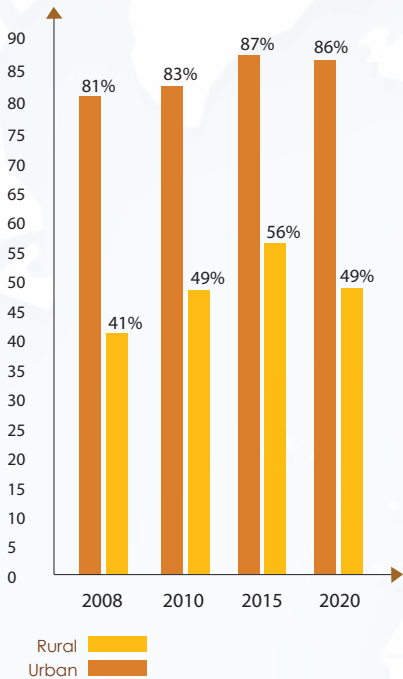
Stunting Prevalence



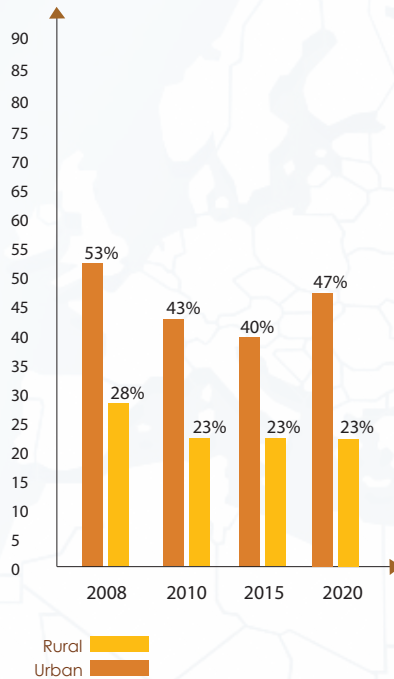
(Stunted Children = Stunted Economies) (2020)

CHILD & MATERNAL HEALTH

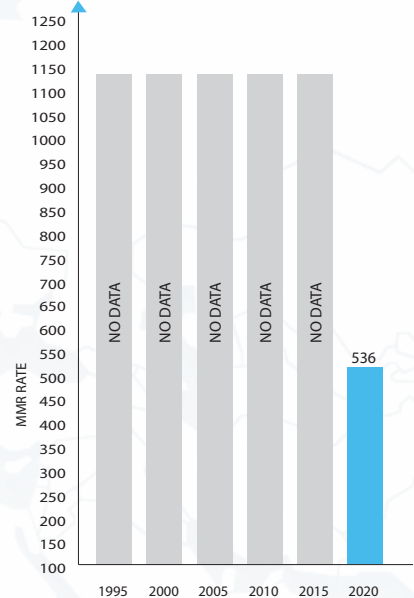
Use of basic drinking water services



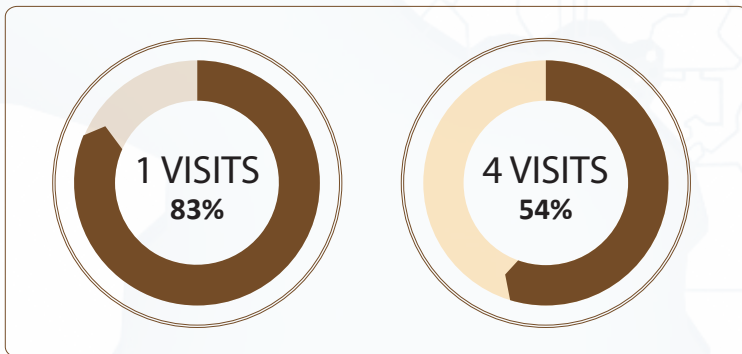
Use of basic sanitation services



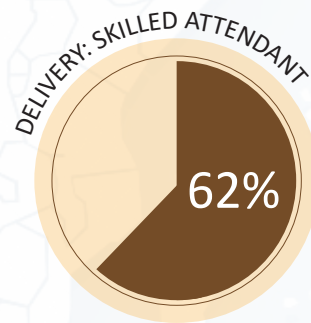
Maternal mortality ratio (reported 1995 - 2020)
Maternal Deaths per 100,000 live births



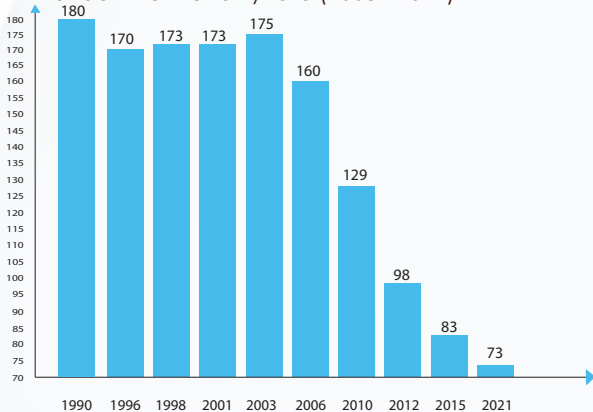
Antenatal Care Visits (2021)




Maternal health: Delivery Care (2021)



Under five mortality rate (2008 - 2021)



Health Seeking Behaviour



Data source: SOWC 2021